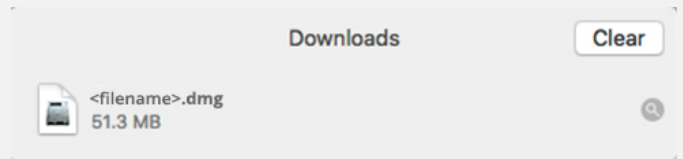


# Stellar Repair for PDF for Mac

## Steps to Install

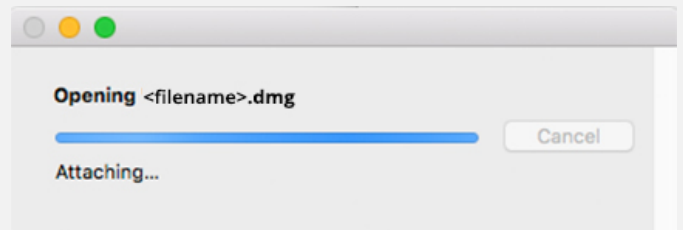
### Step 1

Download Stellar Application to your Mac



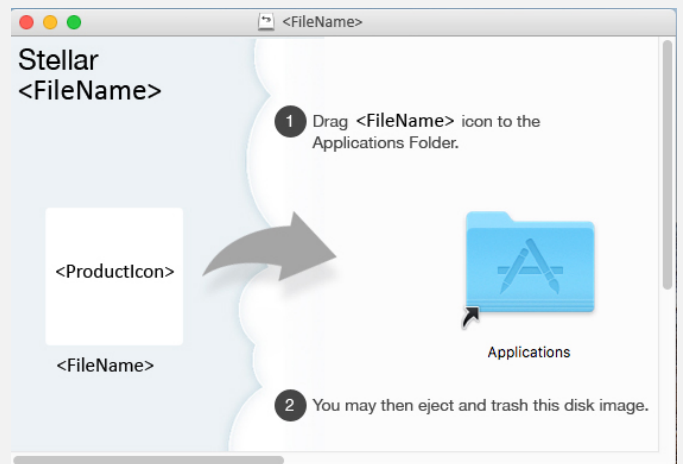
### Step 2

Double Click the .DMG File



### Step 3

Drag the Application to Your Application Folder and Launch



"screen-mac3.jpg"

## System Requirements:

Processor: Intel compatible (x64-based processor)

Operating Systems: Up to macOS Big Sur 11