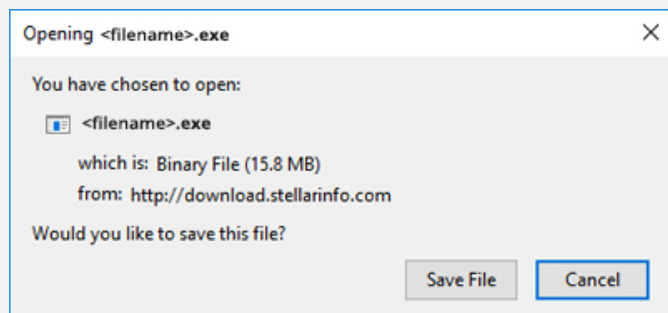


# Stellar Toolkit for Data Recovery

## Steps to Install

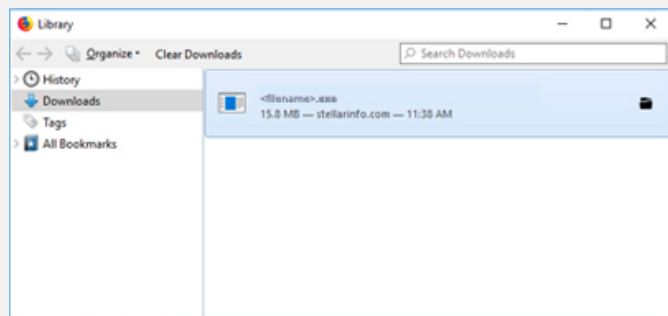
### Step 1

When Opening Dialog Box Appears Click Save File



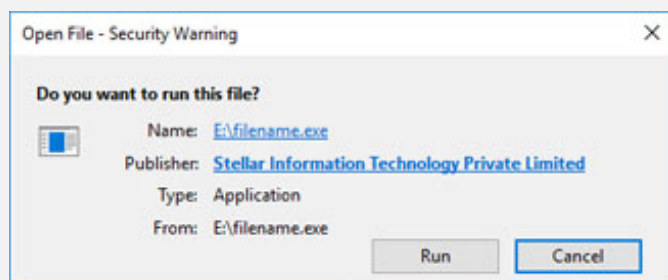
### Step 2

When Downloads Windows Appears Double-Click the File



### Step 3

When Security Warning Dialog Box Appears, Click Run



"screen-win3.jpg"

## System Requirements:

Processor: 64-bit x64

Operating Systems: Windows 11, 10, 8.1, 8, Windows Server 2022, 2019, 2016