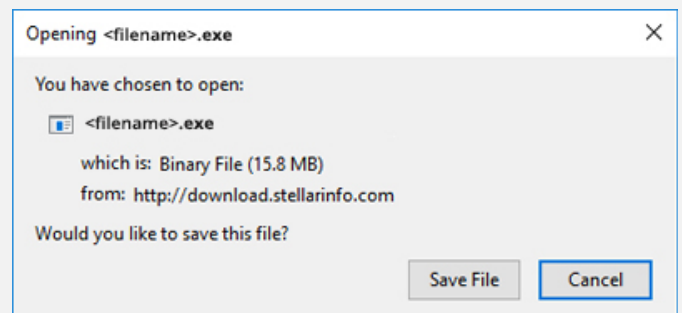


# Stellar Repair for MySQL

## Steps to Install

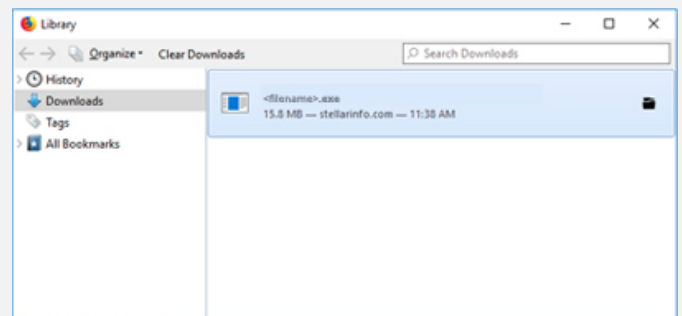
### Step 1

When Opening Dialog Box Appears Click  
Save File



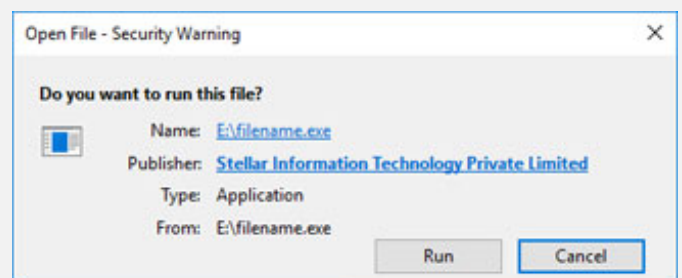
### Step 2

When Downloads Windows Appears  
Double-Click the File



### Step 3

When Security Warning Dialog Box  
Appears, Click Run



"screen-win3.jpg"

## System Requirements:

Processor: Compatible con Intel (Procesador basado en x64)

Operating Systems: Para Windows: Windows 11, 10, 8.1, 8, 7. Para Linux: CentOS 7 (64 bits) / Red Hat Enterprise Linux 7 (64 bits) y Ubuntu 16.04 (32 y 64 bits) / Ubuntu 18.04 y 19.10 (64 bits).