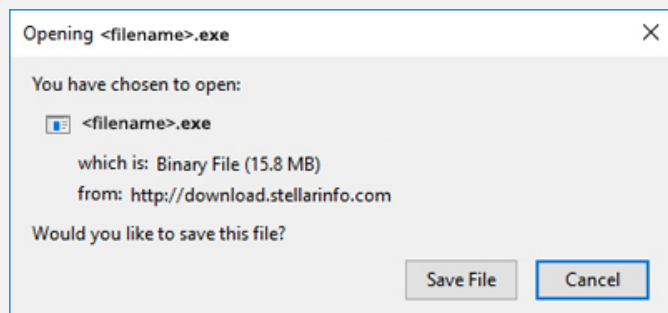


# Stellar Log Analyzer for MS SQL

## Steps to Install

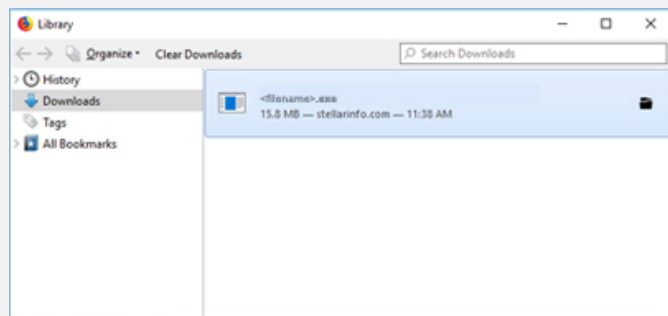
### Step 1

When Opening Dialog Box Appears Click  
Save File



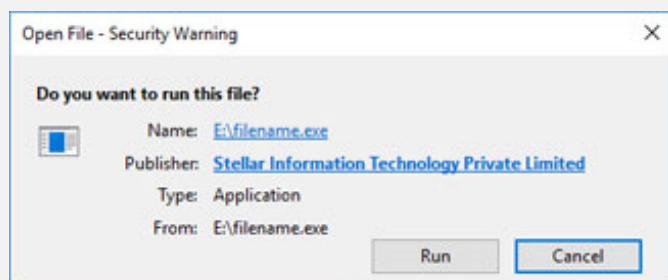
### Step 2

When Downloads Windows Appears  
Double-Click the File



### Step 3

When Security Warning Dialog Box  
Appears, Click Run



"screen-win3.jpg"

## System Requirements:

Processor: Compatible avec Intel (Processeur basé sur x64)

Operating Systems: Windows 11, 10, 8.1, 8 et Windows Server 2012