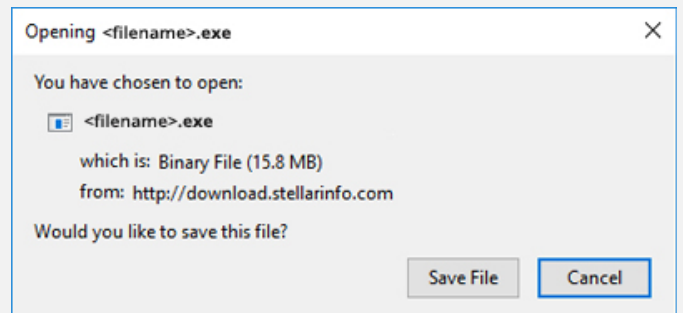


Stellar Photo Recovery

Steps to Install

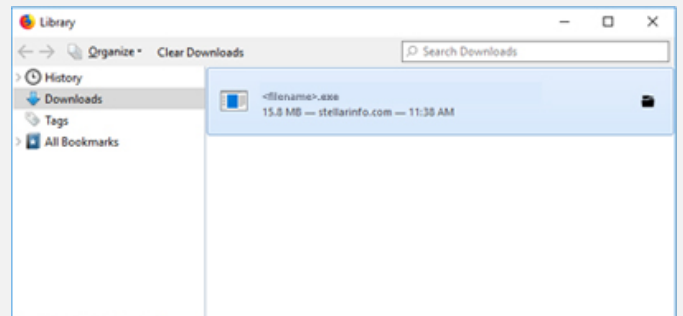
Step 1

When Opening Dialog Box Appears Click Save File



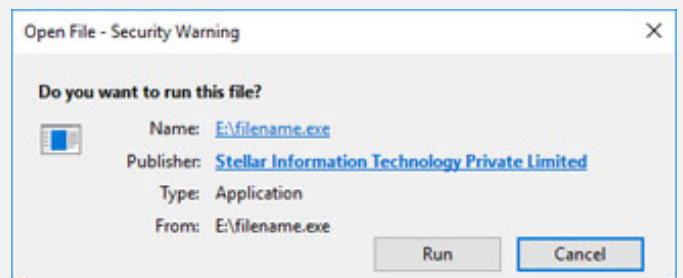
Step 2

When Downloads Windows Appears Double-Click the File



Step 3

When Security Warning Dialog Box Appears, Click Run



"screen-win3.jpg"

System Requirements:

Processor: 64-bit processor

Operating Systems: Windows 11, 10, 8.1, 8 & Windows Server 2022, 2019, 2016