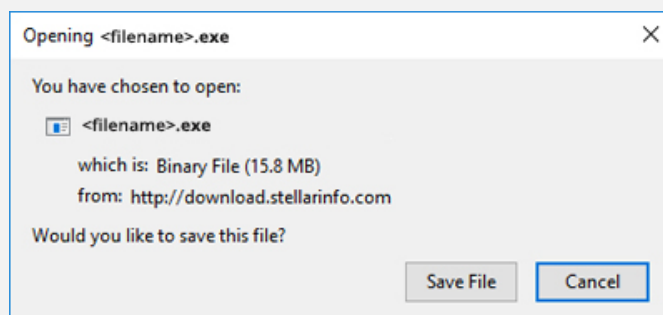


Stellar BitRaser Mobile Eraser Diagnostics

Steps to Install

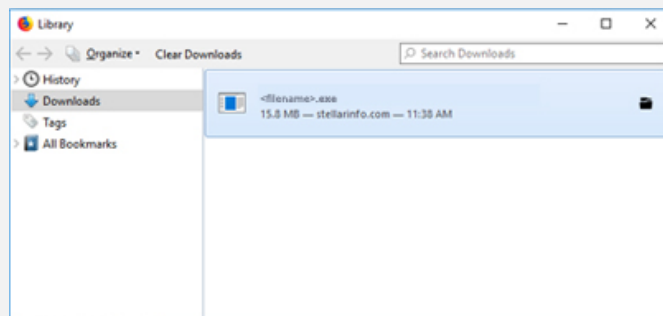
Step 1

When Opening Dialog Box Appears Click Save File



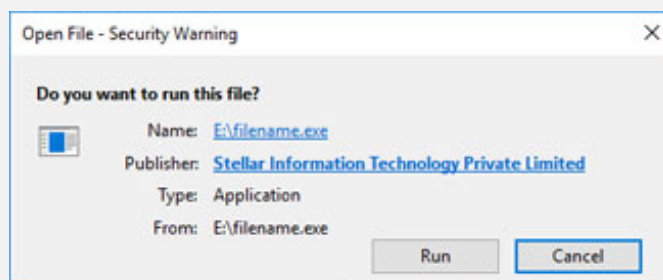
Step 2

When Downloads Windows Appears Double-Click the File



Step 3

When Security Warning Dialog Box Appears, Click Run



"screen-win3.jpg"

System Requirements:

Processor: x86 or x64

Operating Systems: USB PORT: 2.0 / 3.0