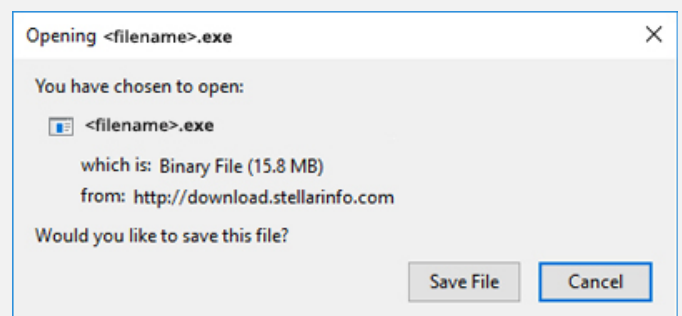


Stellar Technische Daten - Data Recovery for Windows Host

Steps to Install

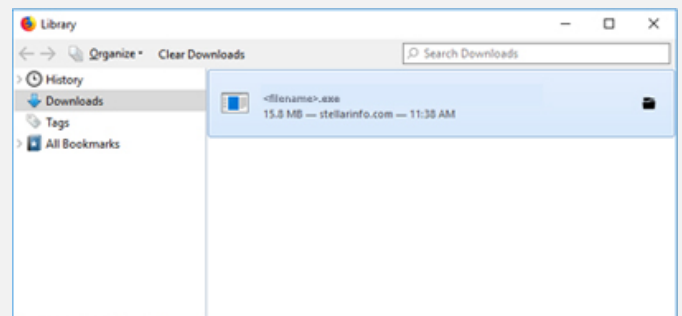
Step 1

When Opening Dialog Box Appears Click
Save File



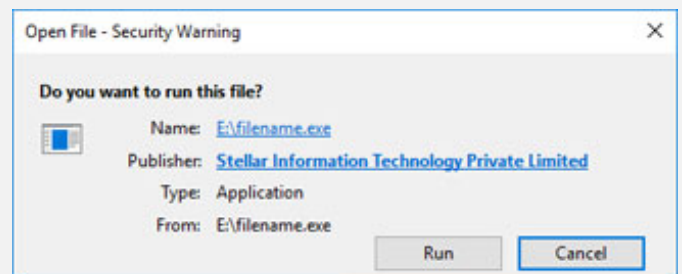
Step 2

When Downloads Windows Appears
Double-Click the File



Step 3

When Security Warning Dialog Box
Appears, Click Run



"screen-win3.jpg"

System Requirements:

Processor: Pentium Klasse

Operating Systems: Windows 11, 10, Windows 2000, 2003, XP, Vista, Server (2000-2008)