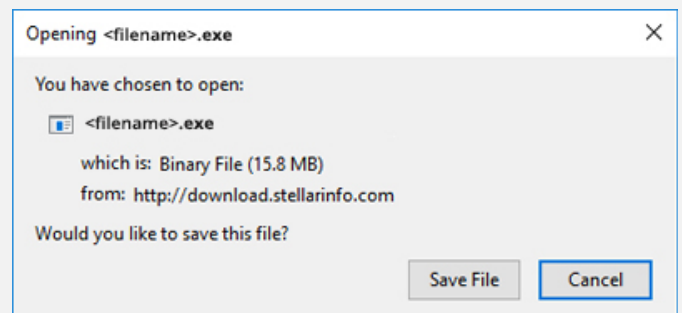


Stellar Converter for Windows Live Mail

Steps to Install

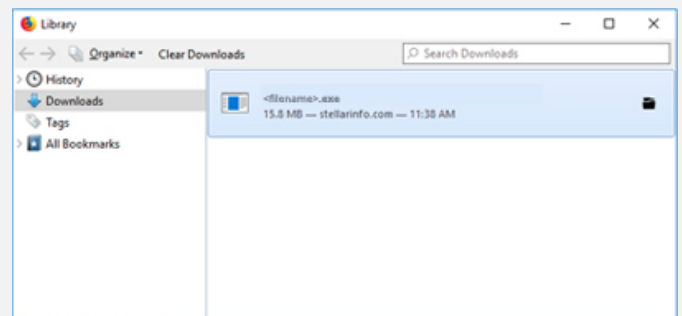
Step 1

When Opening Dialog Box Appears Click Save File



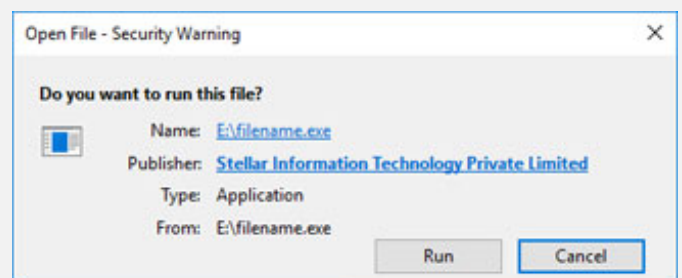
Step 2

When Downloads Windows Appears Double-Click the File



Step 3

When Security Warning Dialog Box Appears, Click Run



"screen-win3.jpg"

System Requirements:

Processor: Compatible avec Intel (Processeur basé sur x64)

Operating Systems: Windows 11, 10, 8.1, 8, 7 & Windows Server 2012, 2008, 2003