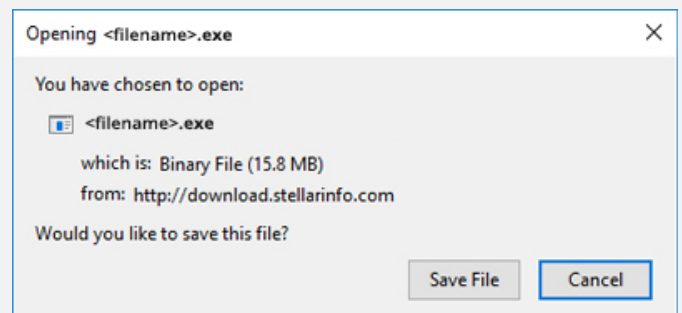


Stellar Apple Mail To Outlook 2011 Converter

Steps to Install

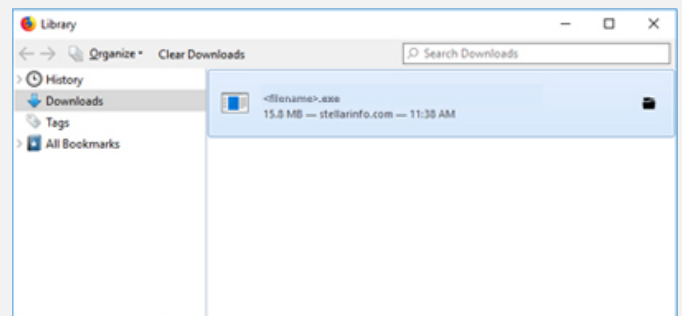
Step 1

When Opening Dialog Box Appears Click
Save File



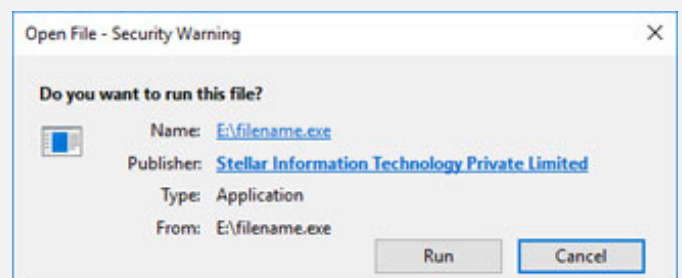
Step 2

When Downloads Windows Appears
Double-Click the File



Step 3

When Security Warning Dialog Box
Appears, Click Run



"screen-win3.jpg"

System Requirements:

Processor: Mac-Intel

Operating Systems: MAC OS X 10.7 ou supérieur