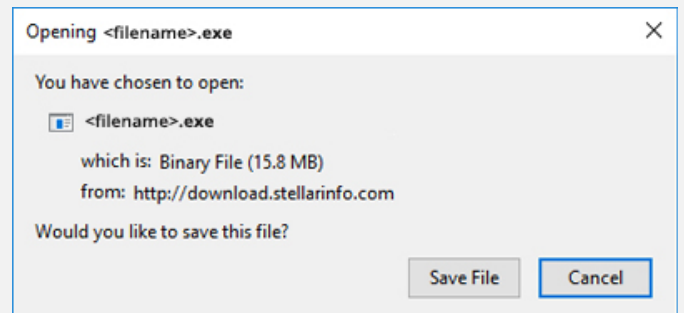


Stellar Converter for Microsoft 365

Steps to Install

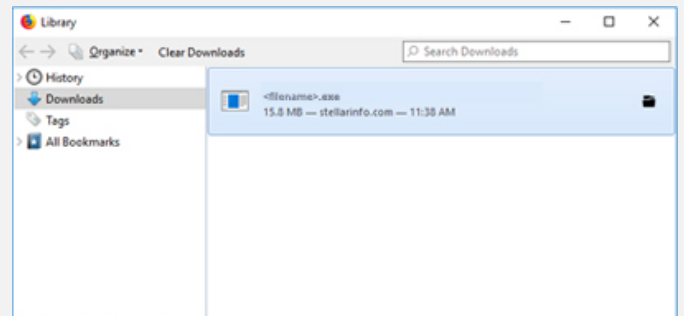
Step 1

When Opening Dialog Box Appears Click Save File



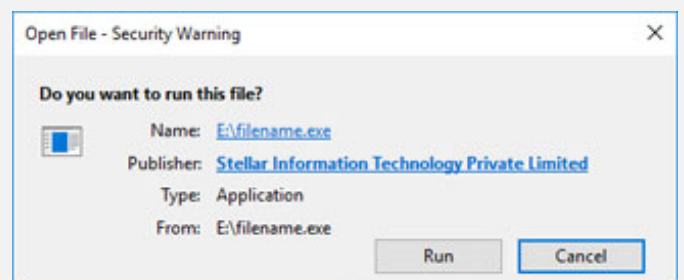
Step 2

When Downloads Windows Appears Double-Click the File



Step 3

When Security Warning Dialog Box Appears, Click Run



"screen-win3.jpg"

System Requirements:

Processor: Intel compatible (x86, x64)

Operating Systems: Windows 11 / Windows 10 / Windows 8.1 / Windows 7